

Shutdown Report

Report of Shutdown: Mechanical work SD Inspection GT 11 _16-17 Apr 2024
Date: 16 - 17 Apr 2024
Report By: RC



Department: Mechanical Team

Date	Description	Remark
16 Apr 2024	<p>Inspection CT Fan no.1 (After overhaul 7 month later by Bgrimm Tech , Last Sep 2023)</p> <p><u>Item no.1</u> - CT Inspection Cell no.1 For Gearbox 1.Inspection of gear teeth and internal condition. > Found side cover plate gear was leakage - Action : Replace with new O-ring and add 587 sealant > Base plate gear was begin rust corrosion / Action: Coating NIPPON Epoxy Rust Protective 2.Inspection shaft bolt coupling Motor-Gear End 3.Inspection Fan CT ,Corrosion damaged. >Found abnormal scale calcium sulphate (CaSO_4) at all of surface area >Found coat Hub was rust corrosion / Action: Spray coating NIPPON Epoxy Rust Protective >Cover fan side gear (black) was damaged / Action: Remove all 4.Inspection and remove coating clog at Nozzle Spray. > Not found coating clog nozzle > Found Nozzle was loosen / Action: Tightening check all</p>  	<div>Mech Team</div>

Shutdown Report

Report of Shutdown: Mechanical work SD Inspection GT 11 _16-17 Apr 2024
Date: 16 - 17 Apr 2024
Report By: RC

Department: Mechanical Team

Date	Description	Remark
	 <p>After Cleaned and Coating NIPPON Epoxy Rust Protective</p> 	

Shutdown Report

Report of Shutdown: Mechanical work SD Inspection GT 11 _16-17 Apr 2024

Date: 16 - 17 Apr 2024

Report By: RCI

Department: Mechanical Team

Date	Description	Remark
	 <div style="border: 1px solid black; padding: 5px; margin-top: 10px;"> <p>Inspection and remove coating clog at Nozzle Spray. > Not found coating clog nozzle > Found Nozzle was loosen / Action: Tightening check all</p> </div> 	


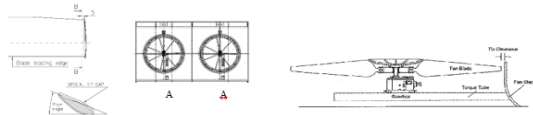
Shutdown Report

Report of Shutdown: Mechanical work SD Inspection GT 11 _16-17 Apr 2024

Date: 16 - 17 Apr 2024

Report By: RCI

Department: Mechanical Team

Date	Description	Remark																																																						
	<div></div> <div><p style="text-align: center;">INSPECTION SHEET</p><div></div><table><tr><th>Blade No.</th><th>1</th><th>2</th><th>3</th><th>4</th><th>5</th><th>6</th><th>7</th><th>8</th></tr><tr><td>Position A</td><td>23</td><td>25</td><td>28</td><td>26</td><td>24</td><td>26</td><td>25</td><td>26</td></tr><tr><td>B</td><td></td><td></td><td></td><td></td><td></td><td></td><td></td><td></td></tr><tr><td>C</td><td></td><td></td><td></td><td></td><td></td><td></td><td></td><td></td></tr><tr><td>D</td><td></td><td></td><td></td><td></td><td></td><td></td><td></td><td></td></tr><tr><td>Angle @ A</td><td>3.80 (ระบุหน่วย)</td><td>3.20</td><td>3.70 (ระบุหน่วย)</td><td>3.50</td><td>3.50</td><td>3.70</td><td>3.40</td><td>3.60</td></tr></table><div><p>Others: _____</p><p>_____</p><p>_____</p><ul style="list-style-type: none">• Dimension is mm.• Blade Tip Clearance Acceptance <u>Range</u> : 50 mm. ± 20 mm.• Blade Angle Acceptance Range: 4.7 degree. Tolerance ±0.5° Measurement @ position A.</div></div>	Blade No.	1	2	3	4	5	6	7	8	Position A	23	25	28	26	24	26	25	26	B									C									D									Angle @ A	3.80 (ระบุหน่วย)	3.20	3.70 (ระบุหน่วย)	3.50	3.50	3.70	3.40	3.60	
Blade No.	1	2	3	4	5	6	7	8																																																
Position A	23	25	28	26	24	26	25	26																																																
B																																																								
C																																																								
D																																																								
Angle @ A	3.80 (ระบุหน่วย)	3.20	3.70 (ระบุหน่วย)	3.50	3.50	3.70	3.40	3.60																																																




Shutdown Report

Report of Shutdown: Mechanical work SD Inspection GT 11_16-17 Apr 2024

Date: 16 - 17 Apr 2024

Report By: RCI

Department: Mechanical Team

Date	Description	Remark
17 Apr 2024	<p>Inspection CT Fan no.2 (After overhaul 7 month later by Bgrimm Tech , Last Sep 2023)</p> <p><u>Item no.1</u> - CT annual inspection Cell no.2 For Gearbox 1.Inspection of gear teeth and internal condition. > Found side cover plate gear was leakage - Action : Replace with new O-ring and add 587 sealant > Base plate gear was begin rust corrosion / Action: Coating NIPPON Epoxy Rust Protective 2.Inspection shaft bolt coupling Motor-Gear End 3.Inspection Fan CT , Corrosion damaged. >Found abnormal scale calcium sulphate (CaSO₄) at all of surface area >Found coat Hub was rust corrosion / Action: Roller coating NIPPON Epoxy Rust Protective >Cover fan side gear (black) was damaged / Action: Remove all 4.Inspection and remove coating clog at Nozzle Spray. > Not found coating clog nozzle > Found Nozzle was loosen - lost 2 Ea / Action: Tightening check all and install new</p>   <p>After Cleaned and Coating NIPPON Epoxy Rust Protective</p> 	Mech Team




Shutdown Report

Report of Shutdown: Mechanical work SD Inspection GT 11_16-17 Apr 2024

Date: 16 - 17 Apr 2024

Report By: RCI







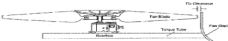
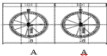

Department: Mechanical Team

Date	Description	Remark
	  	

Shutdown Report

Report of Shutdown: Mechanical work SD Inspection GT 11_16-17 Apr 2024
Date: 16 - 17 Apr 2024
Report By: RCI

Department: Mechanical Team

Date	Description	Remark																																																						
	<div>Inspection and remove coating clog at Nozzle Spray. > Not found coating clog nozzle > Found Nozzle was loosen - lost 2 Ea/ Action: Tightening check all and install new</div> <div></div> <div>INSPECTION SHEET</div> <div></div> <table><thead><tr><th>Blade No.</th><th>1</th><th>2</th><th>3</th><th>4</th><th>5</th><th>6</th><th>7</th><th>8</th></tr></thead><tbody><tr><td>Position A</td><td>28</td><td>30</td><td>29</td><td>30</td><td>31</td><td>28</td><td>29</td><td>28</td></tr><tr><td>B</td><td></td><td></td><td></td><td></td><td></td><td></td><td></td><td></td></tr><tr><td>C</td><td></td><td></td><td></td><td></td><td></td><td></td><td></td><td></td></tr><tr><td>D</td><td></td><td></td><td></td><td></td><td></td><td></td><td></td><td></td></tr><tr><td>Angle @ A</td><td>36</td><td>38</td><td>34</td><td>37</td><td>34</td><td>37</td><td>34</td><td>38</td></tr></tbody></table> <div>Others:</div> <div><ul style="list-style-type: none">Dimension is mm.Blade Tip Clearance Acceptance Range: 50 mm ~ 20 mm.Blade Angle Acceptance Range: 42 degree. Tolerance ±0.5° Measurement @ position A</div>	Blade No.	1	2	3	4	5	6	7	8	Position A	28	30	29	30	31	28	29	28	B									C									D									Angle @ A	36	38	34	37	34	37	34	38	
Blade No.	1	2	3	4	5	6	7	8																																																
Position A	28	30	29	30	31	28	29	28																																																
B																																																								
C																																																								
D																																																								
Angle @ A	36	38	34	37	34	37	34	38																																																